

**Inverter Driven Heat Pump**

**12,000 BTU Single Zone High SEER Wall Mounted System**

Job Name \_\_\_\_\_  
 Location \_\_\_\_\_  
 Engineer \_\_\_\_\_  
 Submitted To \_\_\_\_\_  
 Submitted By \_\_\_\_\_  
 Reference \_\_\_\_\_

Date \_\_\_\_\_  
 Approval \_\_\_\_\_  
 Construction \_\_\_\_\_  
 Unit No \_\_\_\_\_  
 Drawing No \_\_\_\_\_

**PRODUCT FEATURES**

- Auto Changeover
- Weekly & 24 hr. Timer
- Auto Louver: 4 way
- Minimum Heat Mode
- Built in WiFi
- Auto Restart
- Economy Mode
- Energy Saving Program(ESP)
- Wireless Remote control
- Outdoor Unit Low Noise Schedule



Heating down to -15°F outdoor temperatures



**MODEL NUMBERS**

Indoor Unit	ASUG12LZAS
Outdoor Unit	AOUG12LZAH1
System	12LZAH1

**EFFICIENCIES**

SEER	29.4	
EER	15.2	
HSPF	13.8	
COP	kW/KW	4.63
	BTU/hW	15.80

**OUTDOOR TEMPERATURE OPERATION RANGE**

Cooling	°F(°C)	14 to 115 (-10 to 46)
Heating		-15 to 75 (-26 to 24)

**CAPACITIES**

Cooling	Rated	BTU/hW	12,000
	Min.—Max.		3,100-13,600
Heating	Rated	BTU/hW	16,000
	Min.—Max.		3,100-22,100

**LINESET REQUIREMENTS**

Connection Method	Flare		
Liquid	in (mm)	Ø1/4 (Ø6.35)	
Gas		Ø3/8 (Ø9.52)	
Pre-Charge Length	ft (m)	49 (15)	
Minimum Length		10 (3)	
Maximum Length		66 (20)	
Max. Height Diff.		49 (15)	

**INDOOR DIMENSIONS & WEIGHT**

Net (H x W x D)	in	11 x 38-9/16 x 9-7/16
	mm	280 x 980 x 240
Gross (H x W x D)	in	12- 11/16 x 42- 7/16 x 13- 10/16
	mm	322 x 1078 x 346
Net Weight	lb (kg)	29 (13)
Gross Weight		37 (17)

**OUTDOOR DIMENSIONS & WEIGHT**

Net (H x W x D)	in	24-7/8 x 31-7/16 x 11-7/16
	mm	632 x 799 x 290
Gross (H x W x D)	in	27- 4/16 x 37 x 14- 12/16
	mm	692 x 940 x 375
Net Weight	lb (kg)	86 (39)
Gross Weight		95 (43)



Indoor Unit ETL#: 91987  
 Outdoor Unit ETL#: 91987

**Warranty Information**



7 Year Compressor, 5 Year Parts out-of-the-box Warranty



10 Year Compressor, 10 Year Parts Warranty when registered within 60 days of installation in a residence



12 Year Compressor, 12 Year Parts Warranty when registered within 60 days of installation in a residence, and installed by a Fujitsu Elite contractor

**ACCESSORIES**

UTY-TTRX	3rd Party Thermostat Converter
UTY-TWRXZ2	Interface Kit
UTY-RNRUZ4	Wired Remote Controller (Touch Panel)
UTY-RSRY	Simple Remote Control
UTY-RHRY	Simple Remote Control (Hospitality)
UTY-XWZXZ5	Dry Contact Wire Kit



This system combination is Energy Star qualified



+App available in Apple® App Store and Google® Play Store.

Due to continuous product improvements, specifications are subject to change without notice. Please log in to the Fujitsu Portal for the most up-to-date documentation <https://portal.fujitsugeneral.com>

Inverter Driven Heat Pump

12,000 BTU Single Zone High SEER Wall Mounted System

**FAN DATA**

Indoor Unit Airflow Rate	Cooling	High	CFM (m3/h)	542 (920)
		Medium		406 (690)
		Low		312 (530)
		Quiet		206 (350)
	Heating	High		542 (920)
		Medium		406 (690)
		Low		312 (530)
		Quiet		206 (350)
Outdoor Unit Airflow Rate	Cooling		1171 (1,990)	
	Heating		1089 (1,850)	

**SOUND PRESSURE**

Indoor Unit	Cooling	High	dB (A)	43
		Medium		37
		Low		31
		Quiet		23
	Heating	High		43
		Medium		36
		Low		31
		Quiet		23
Outdoor Unit	Cooling		47	
	Heating		47	

**REFRIGERANT**

Type	R410A		
Charge	lb oz	2lb 14oz	
	kg	1	
Oil Type	POE (RB68)		

**ELECTRICAL SPECIFICATIONS**

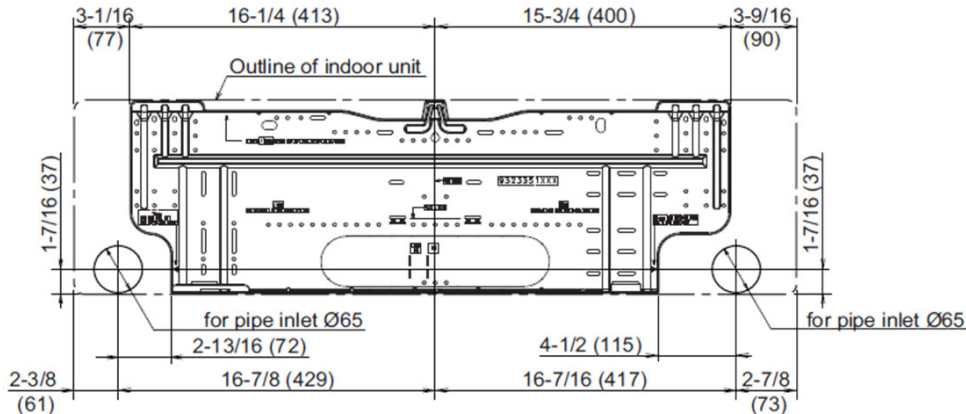
Voltage/Frequency/Phase			208/230 V / 1Ø / 60Hz	
Voltage Range			187-253V~60HZ	
Current	Cooling	Rated	A	3.8
	Heating	Rated		4.7
Maximum Operating Current	Cooling			9.4
	Heating			11.9
Starting Current				4.7
MCA				14.4
Maximum Circuit Breaker				15
Input Power	Cooling	Rated	kW	0.79
		Min.—Max.		0.11—0.99
Heating	Rated	1.01		
	Min.—Max.	0.17—1.94		
Power Factor	Cooling		%	90
	Heating			93

**OTHER**

Moisture Removal	pints/h (L/h)		2.7 (1.3)
Energy Star			Yes
Drain hose	Material	PP+LLDPE	
Size	in (mm)	Ø 17/32 (Ø 13.8) (I.D.) Ø 5/8 to Ø 21/32 (Ø 15.8 to Ø 16.7) (O.D.)	
Operation Range	Cooling	°F (°C)	64 to 90 (18 to 32)
		%RH	80 or less
	Heating	°F (°C)	60 to 86 (16 to 30)

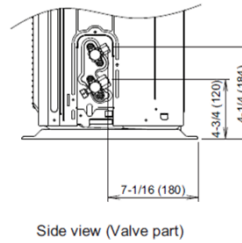
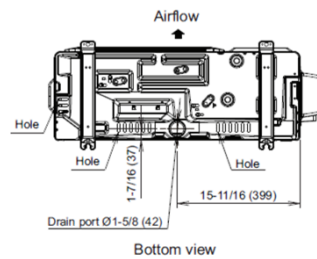
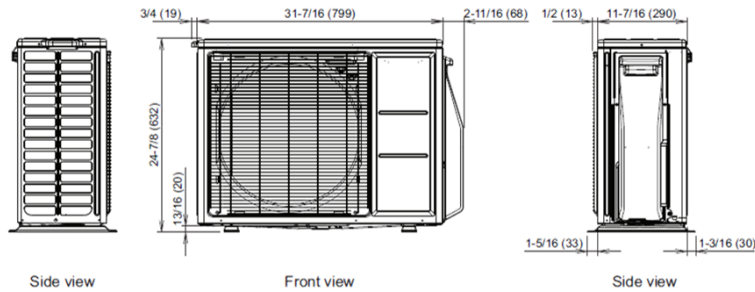
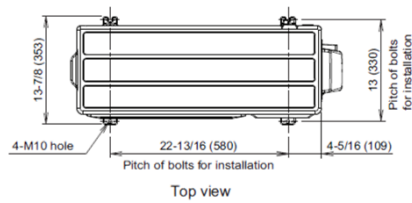
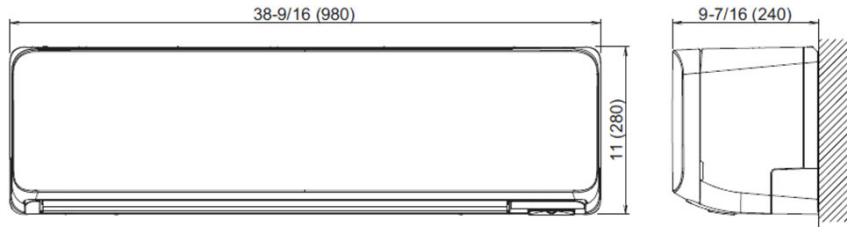
**Wall Bracket Data:**

Units: In. (mm)



The Fujitsu logo is a worldwide trademark of Fujitsu General Limited. The Halcyon logo and name is a worldwide trademark of Fujitsu General Limited and is a registered trademark in Japan, the USA and other countries or areas. Copyright 2018 Fujitsu General America, Inc. Fujitsu's products are subject to continuous improvements. Fujitsu reserves the right to modify product design, specifications and information in this brochure without notice and without incurring any obligations.

Note: Specifications are based on the following conditions:  
 Cooling: Indoor temperature of 80°F (26.7°C) DB/67°F (19.4°C) WB, and outdoor temperature of 95°F (35°C) DB/75°F (23.9°C) WB. Heating: Indoor temperature of 70°F (21.1°C) DB/60°F (15.6°C) WB, and outdoor temperature of 47°F (8.3°C) DB/43°F (6.1°C) WB. Pipe length: 25ft. (7.5m), Height difference: 0ft. (0m) (Outdoor unit – indoor unit).



The Fujitsu logo is a worldwide trademark of Fujitsu General Limited. The Halcyon logo and name is a worldwide trademark of Fujitsu General Limited and is a registered trademark in Japan, the USA and other countries or areas. Copyright 2018 Fujitsu General America, Inc. Fujitsu's products are subject to continuous improvements. Fujitsu reserves the right to modify product design, specifications and information in this brochure without notice and without incurring any obligations.

Note: Specifications are based on the following conditions:  
 Cooling: Indoor temperature of 80°F (26.7°C) DB/67°F (19.4°C) WB, and outdoor temperature of 95°F (35°C) DB/75°F (23.9°C) WB. Heating: Indoor temperature of 70°F (21.1°C) DB/60°F (15.6°C) WB, and outdoor temperature of 47°F (8.3°C) DB/43°F (6.1°C) WB. Pipe length: 25ft. (7.5m), Height difference: 0ft. (0m) (Outdoor unit – indoor unit).